



# **PUSHPSONS INDUSTRIES LTD.**

CIN #: L74899DL1994PLC059950

B-40, Okhla Ind. Area, Phase-I,  
New Delhi-110020 (INDIA)

Tel. : +91-11-26818631-32  
+91-11-41610121  
Fax : +91-11-29556114, 26814918  
E-mail : [pankaj@pushpsons.com](mailto:pankaj@pushpsons.com)  
[info@pushpsons.com](mailto:info@pushpsons.com)

Date: 6th February, 2015

The General Manager- Marketing Operation/Listing  
The Bombay Stock Exchange Ltd.  
Phiroz Jeejeebhoy Tower  
Dalal Street  
Mumbai-400 001

Sub: Un-audited Financial Results - under Regulation 33 of the SEBI (Listing Obligation and Disclosure Requirements) Regulation, 2015 for the quarter ended 31st December, 2015

Dear Sir,

Please find enclosed herewith the Un-Audited Financial Results and copy of Limited Review Report for the quarter ended 31st December, 2015. These results were taken on record in the Board meeting held on Saturday the February 6th, 2016 at registered office of the Company at B-40, Okhla Industrial Area, Phase – 1; New Delhi-110020.

Kindly acknowledge the receipt.

Thanking You

For Pushpsons Industries Limited

Pankaj Jain  
Director  
DIN: 00001923  
Resi. Add. : E-16, Lane W-4  
Sainik Farm, New Delhi - 110062

**PUSHPSONS INDUSTRIES LIMITED**


CIN: L74899DL1994PLC059950



Registered Office : B-40, Okhla Industrial Area, Phase-I, New Delhi-110020

Email: info@pushpsons.com Phone: 011-26818631 Fax: 011-26814918

**STATEMENT OF STANDALONE UN-AUDITED RESULTS FOR THE QUARTER AND NINE MONTHS ENDED 31ST DECEMBER 2015**

PART I	Rs. in Lakhs					
Particulars	3 Months ended 31/12/2015	Preceding 3 Months ended 30/09/2015	Corresponding 3 months ended in the previous year 31/12/2014	Year to date figures for current period ended 31/12/2015	Year to date figures for the previous year ended 31/12/2014	Previous year ended 31/03/2015
	(Unaudited)	(Unaudited)	(Unaudited)	(Unaudited)	(Unaudited)	Audited
<b>Income from operations</b>						
1. (a) Net Sales/Income from Operations (Net of excise duty)	51.48	43.25	106.63	151.34	204.21	239.40
(b) Other Operating Income	10.32	12.20	7.60	34.09	30.63	34.02
<b>Total Income from operations (net)</b>	<b>61.80</b>	<b>55.45</b>	<b>114.23</b>	<b>185.43</b>	<b>234.84</b>	<b>273.42</b>
<b>2. Expenses</b>						
(a) Cost of materials consumed	8.70	20.78	18.81	40.37	78.94	94.25
(b) Purchase of stock-in-trade	-	-	-	-	-	-
(c) Changes in inventories of finished goods, work-in-progress and stock-in-trade	5.01	3.89	23.09	23.82	4.47	(8.77)
(d) Employee benefits expense	0.00	0.00	0.00	0.00	0.00	0.00
(e) Depreciation and amortisation expense	5.85	5.87	6.96	17.97	20.02	25.13
(f) i Other expenses	2.79	2.78	5.05	8.36	9.37	11.28
ii Manufacturing Expenses	17.03	14.36	27.80	39.80	43.63	61.28
	23.06	10.84	21.95	49.30	60.76	76.06
<b>Total Expenses</b>	<b>62.44</b>	<b>58.52</b>	<b>103.66</b>	<b>179.62</b>	<b>217.19</b>	<b>259.23</b>
3. Profit / (Loss) from operations before other income, finance costs and exceptional items (1-2)	(0.64)	(3.07)	10.57	5.81	17.65	14.19
4. Other income	0.62	2.33	0.00	3.28	1.93	4.51
5. Profit / (Loss) from ordinary activities before finance costs and exceptional items (3-4)	(0.02)	(0.74)	10.57	9.09	19.58	18.70
6. Finance costs	0.27	0.67	0.28	1.12	0.70	0.86
7. Profit / (Loss) from ordinary activities after finance costs but before exceptional items (5-6)	(0.29)	(1.41)	10.29	7.97	18.88	17.84
8. Exceptional items	0.00	0.00	0.00	0.00	0.00	3.99
9. Profit / (Loss) from ordinary activities before tax (7-8)	(0.29)	(1.41)	10.29	7.97	18.88	13.85
10. Tax expenses						
Provision for Taxation-Deferred Tax	0.00	0.00	0.00	0.00	0.00	0.00
11. Net Profit / (Loss) from ordinary activities after tax (9-10)	(0.29)	(1.41)	10.29	7.97	18.88	13.85
12. Extraordinary items (net of tax expense)	0.00	0.00	0.00	0.00	0.00	0.00
13. Net Profit / (Loss) for the period (11-12)	(0.29)	(1.41)	10.29	7.97	18.88	13.85
14. Share of profit / (loss) of associates	0.00	0.00	0.00	0.00	0.00	0.00
15. Minority interest	0.00	0.00	0.00	0.00	0.00	0.00
16. Net Profit / (Loss) after taxes, minority interest and share of profit / (loss) of associates (13-14-15)	(0.29)	(1.41)	10.29	7.97	18.88	13.85
17. Paid-up equity share capital (Face value of Rs.10/- each)	527.05	527.05	527.05	527.05	527.05	527.05
18. Reserves excluding Revaluation Reserves as per balance sheet of previous accounting year	0.00	0.00	0.00	0.00	0.00	(182.88)
19. (i) Earning per share (before extraordinary items) (of Rs. 10/- each) (not annualised):						
(a) Basic	(0.01)	(0.03)	0.22	0.17	0.41	0.30
(b) Diluted	(0.01)	(0.03)	0.22	0.17	0.41	0.30
(ii) Earning per share (after extraordinary items) (of Rs. 10/- each) (not annualised):						
(a) Basic	(0.01)	(0.03)	0.22	0.17	0.41	0.30
(b) Diluted	(0.01)	(0.03)	0.22	0.17	0.41	0.30
See accompanying note to the financial results						
<b>PART II</b>						
<b>A PARTICULARS OF SHAREHOLDING</b>						
1. Public Shareholding						
- Number of Shares	823800	823800	823800	823800	823800	823800
- Percentage of shareholding	17.72	17.72	17.72	17.72	17.72	17.72
2. Promoters and promoter group Shareholding**						
a) Pledged/Encumbered						
- Number of shares	0.00	0.00	0.00	0.00	0.00	0.00
- Percentage of shares (as a % of the total shareholding of promoter and promoter group)	0.00	0.00	0.00	0.00	0.00	0.00
- Percentage of shares (as a % of the total share capital of the company)	0.00	0.00	0.00	0.00	0.00	0.00
b) Non-encumbered	3826300	3826300	3826300	3826300	3826300	3826300
- Number of shares	0.00	0.00	0.00	0.00	0.00	0.00
- Percentage of shares (as a % of the total shareholding of the Promoter and Promoter group)	82.28	82.28	82.28	82.28	82.28	82.28
- Percentage of shares (as a % of the total share capital of the company)	100.00	100.00	100.00	100.00	100.00	100.00



Particulars	3 months ended 31/12/2015
<b>B INVESTOR COMPLAINTS</b>	
Pending at the beginning of the quarter	-
Received during the quarter	-
Disposed of during the quarter	-
Remaining unresolved at the end of the quarter	-
<b>Notes:</b>	
<ol style="list-style-type: none"> <li>1. The above results were reviewed by the Audit Committee and taken on record by the Board of Directors at its meeting held on Saturday the 06th February, 2016</li> <li>2. During the quarter/year the company has only one segment i.e.' Export of Made-up' , therefore there is only one reportable segment in accordance with the accounting standards on Segment Reporting (AS-17).</li> <li>3. Paid up Equity is inclusive of Rs. 62.04 lacs being the amount paid up on forfeited Equity shares.</li> <li>4. There was no complaints from investors outstanding at the beginning of the quarter or received during the quarter/year ended 31st December, 2015</li> <li>5. Previous period figures have been regrouped/rearranged wherever necessary.</li> <li>6. The aforesaid results have been filed with the Stock Exchanges under Regulation 33 of SEBI (Listing and Other Disclosures Requirements) Regulations, 2015 and are also available on the Stock Exchange websites (<a href="http://www.bseindia.com">www.bseindia.com</a>) and on the Company's website <a href="http://www.pushpsons.com">www.pushpsons.com</a>.</li> <li>7. In accordance with Regulation 33 of the SEBI (Listing Obligations and Disclosure Requirements) Regulation, 2015, the statutory Auditors have carried out a 'Limited Review' of the Standalone financial results for the quarter and nine months ended 31st December, 2015</li> </ol>	
Place    New Delhi Date    06.02.2016	
	<p>For Pushpsons Industries Limited</p>  Pankaj Jain Director DIN:00001923

**LIMITED REVIEW REPORT**

Board of Directors  
Pushpsons Industries Limited  
B-40, Okhla Industrial Area Phase- I  
New Delhi - 110 020

We have reviewed the accompanying statement of unaudited financial results of Pushpsons Industries Limited for the period ended 31st December, 2015. This statement is the responsibility of the Company's Management and has been approved by the Board of Directors/Committee of Board of Directors. Our responsibility is to issue a report on these financial statements based on our review.

We conducted our review in accordance with the Standard on Review Engagement (SRE) 2400, engagements to Review Financial Statements issued by the Institute of Chartered Accountants of India. This standard requires that we plan and perform the review to obtain moderate assurance as to whether the financial statements are free of material misstatements. A review is limited primarily to inquiries of company personnel and analytical procedures applied to financial data and thus provides less assurance than an audit. We have not performed an audit and accordingly, we do not express an audit opinion.

Based on our review conducted as above, nothing has come to our attention that causes us to believe that the accompanying statement of unaudited financial results prepared in accordance with, applicable accounting standards and other recognized accounting practices and policies has not disclosed the information required to be disclosed in terms of Regulation 33 of the SEBI (Listing Obligation and Disclosure Requirements) Regulation, 2015 including the manner in which it is to be disclosed, or that it contains any material misstatement.

For **R. Verma & Associates**  
Chartered Accountants

**Firms' Registration Number 08026N**



*Rakesh Verma*

**Rakesh Verma**  
Proprietor

**Membership No. 83311**

New Delhi  
06.02.2016